


RS Roller Chain

The most advanced chain in the European market

GT4:WINNER



Made in Japan

Located in Kansai Science City, the Kyotanabe plant embodies our wide spectrum of cutting-edge technological solutions. Our aim is to develop this environmentally friendly facility into the world's number one chain plant. Furthermore, Kyotanabe's Technical Centre plays a vital role within the Tsubaki Group through its R&D activities and dissemination of information.

The Kyotanabe plant is an excellent example of a facility built on the foundation of Tsubaki's technical expertise.



Consideration for the Global Environment


State of the art equipment contributing to a lower consumption of energy and resources, Tsubaki's advanced heat treatment facilities ensure Tsubaki roller chain is manufactured to conform to our exacting standards.



New Generation Tsubaki RS Roller Chain - GT4 Winner

Since 1917 Tsubakimoto Chain Company has maintained a line-up of cutting-edge chain products with exceptional quality and performance that help end-users meet their power transmission and conveying requirements. Tsubaki is proud to introduce the 4th generation, enhanced BS/DIN European premium chain. The product is available in chain sizes from RF06B up to RS48B*. Simplex, duplex and triplex executions are at your disposal.

*RF06B curled bush; RS56B/RS72B on request



Chain Features

- 1 Lube Grooves (LG)
RS16B ~ RS24B
- 2 Seamless Bush
- 3 Centre Sink Rivet
- 4 Ring Coin

Ring coin connecting link allows the chain to be specified up to its full kW rating.

The unique centre sink pin design offers easy chain disassembly and the markings on the rivet head will identify pin rotation.



Tsubaki's Commitment



Tsubaki



Non Tsubaki

Highest degree of straightness and roundness



Long Wear Life - Low

Additional Services

THE MOST ADVANCED CHAIN IN THE EUROPEAN MARKET

nt to Unparalleled Quality

LG Bush/Lubrication

Tsubaki LG (Lube Groove) seamless bushes are precision components and perfectly cylindrical. Our special lube grooves hold oil at the point of contact, where the chain needs it most. The result is a chain that lasts longer with lower maintenance costs over the lifetime of the chain, substantially reducing the **total cost of ownership**.

Chain Selection Software

Tsubaki's chain selection software offers an in-house developed calculation program with which chain can be selected easily: the user inputs the individual drive requirements first. The Tsubaki chain selection software then calculates the required chain size and type, and offers the user a constructive chain solution.

er CO₂ Emission

CO₂ Reduction


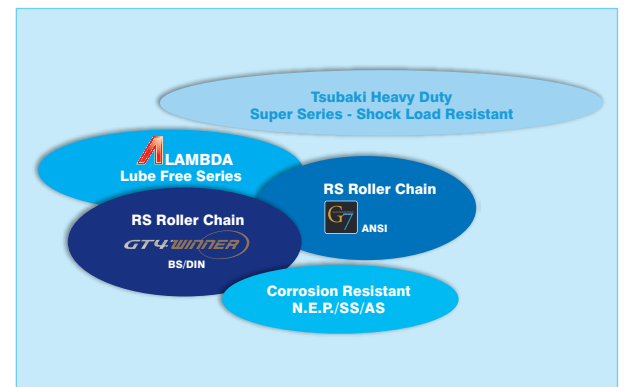
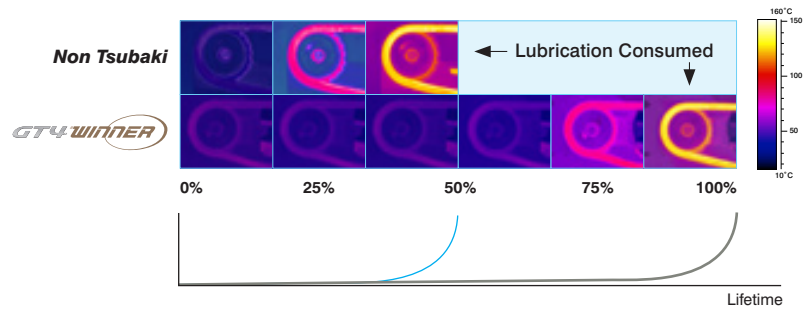
With its focus on manufacturing chain that has a substantially longer wear life, Tsubaki helps to create an environment in harmony with our planet. Less frequent chain replacement results in less consumption of resources and contributes to a significantly lower CO₂ emission.

Calculation based on LCA-Evaluation / EU

Super Long Length

As chain size increases, so does the burden of connecting it for the user. Tsubaki can connect the chain at the desired length prior to delivery increasing our customer's work productivity and helps maintain a safe working environment.

Effect of Increased Friction/Temperature



Match & Tag

The "Matchy" is an in-house facility which allows Tsubaki Europe to supply customers with drive or attachment chain in pairs or multiples that require a specific overall chain length tolerance.



Tsubakimoto Europe B.V.

Aventurijn 1200
3316 LB Dordrecht
The Netherlands
Tel: +31 (0)78 620 4000
E-mail: info@tsubaki.eu
Internet: tsubaki.eu

Tsubakimoto UK Ltd.

Osier Drive, Sherwood Park
Annesley, Nottingham NG15 0DX
United Kingdom
Tel: +44 (0)1623 688 700
E-mail: sales@tsubaki.co.uk
Internet: tsubaki.eu